

Welcome to CodeTantra

Correct Login URL is - <https://iittpee.codetantra.com/login.jsp>

You would have received an OTP from support@codetantra.com

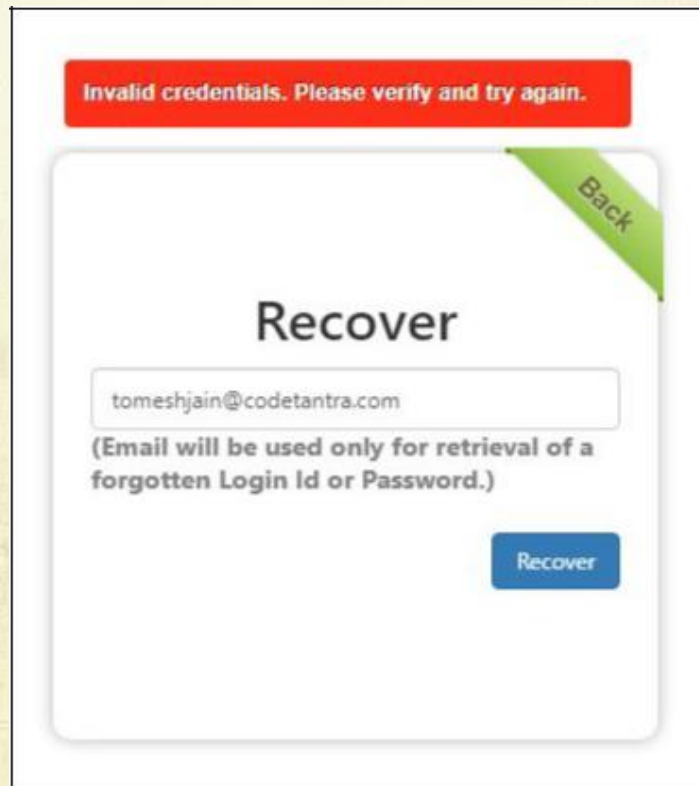
NOTE: If you already have an account on CodeTantra you can use those credentials to login.

****In cases where** you have **not received the mail** from support@codetantra.com, or the **OTP expired**, or have **forgotten the password** - follow the steps below:

- A. Visit sign-in page <https://iittpee.codetantra.com/login.jsp>
- B. Click on 'Forgot Password?' in <https://iittpee.codetantra.com/login.jsp>
- C. Enter your registered email id and click on **Recover**.
- D. You would receive an email with **OTP** from support@codetantra.com
- E. Follow the instructions in the mail to reset the password by clicking the 1st link in the mail.

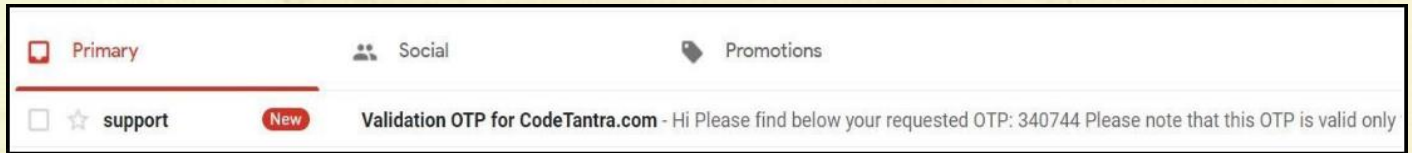
****NOTE:** The validity of the OTP in above-mentioned cases is only 10 minutes.

NOTE: If you see an error as shown in picture, **ensure** that you are on the **correct Login URL**. If this error occurs even on a correct login URL, cross check with your college to see if you are using the correct email address provided to the CodeTantra team.

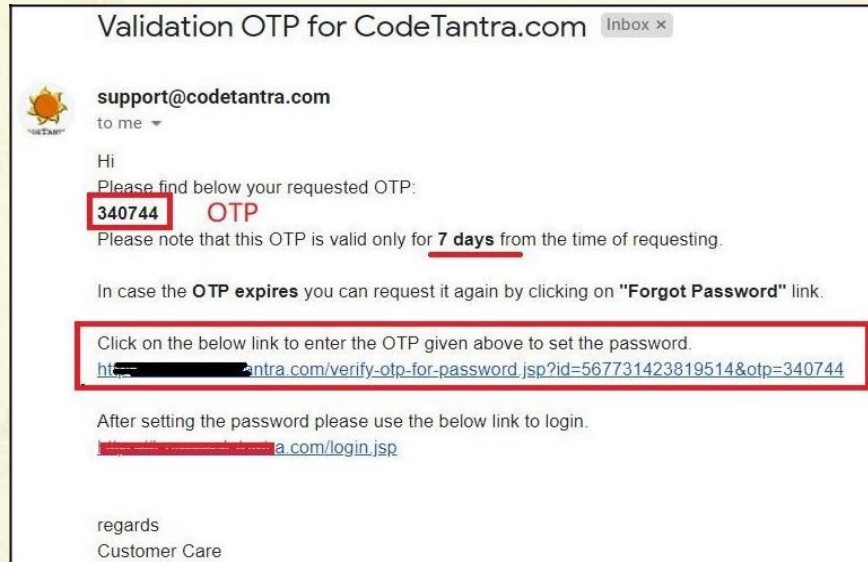


Steps to Set Password

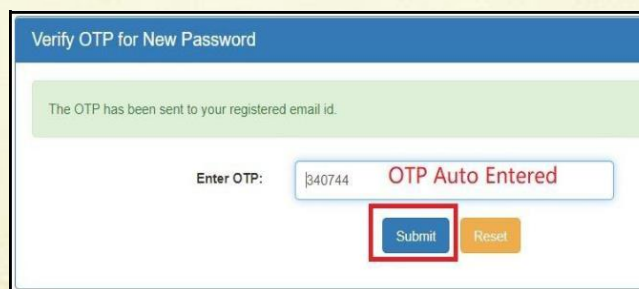
Step-1: Search for a mail from support@codetantra.com in your inbox.



Step-2: Open the email, click on the **first link** provided in the email.



Step-3: The OTP is already entered. If it is not entered, please enter the OTP, and click on **Submit**.



Step-4: Enter a password of your choice and retype the same password to confirm it and click on **Submit**.



CONGRATULATIONS! YOUR ACCOUNT IS READY.

